

# Specifications

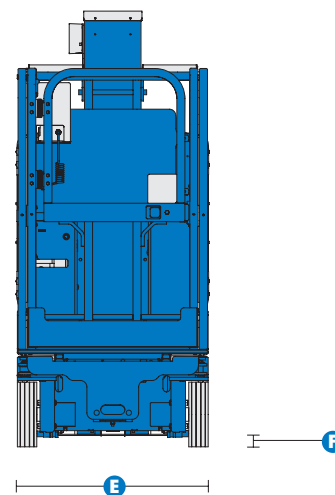
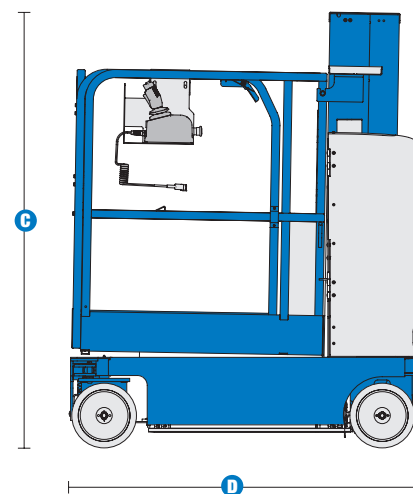
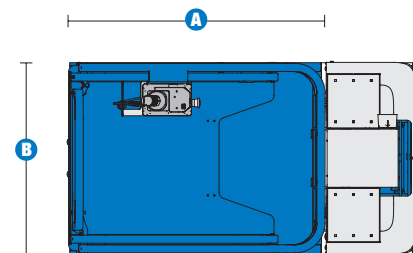
MODELS		GRC™-12	
MEASUREMENTS		Metric	US
Working height*		5.66 m	18 ft
Platform height		3.66 m	12 ft
<b>A</b> <b>B</b>	Platform dimensions (length x width)		
	Ext Platform dimensions - retracted	97 x 75 cm	38 x 29.5 in
	Ext Platform dimensions - extended	1.4 m x 80 cm	55 x 31.5 in
<b>C</b>	Height - stowed	1.70 m	67 in
<b>D</b>	Length - stowed	1.37 m	4 ft 5.75 in
<b>E</b>	Width	80 cm	2 ft 7.5 in
<b>F</b>	Ground clearance - centre	6 cm	2.5 in

PRODUCTIVITY		
Lift capacity	227 kg	500 lbs
Drive speed - stowed	4.0 km/h	2.5 mph
Drive speed - raised	0.8 km/h	0.5 mph
Gradeability**	30%	30%
Turning radius - inside	zero	zero
- outside	1.42 m	4 ft 7 in
Raise / lower speed	12 / 16 sec	12 / 16 sec
Controls	24V DC proportional	
Tyres - solid non-marking	25 x 8 x 20 cm	10 x 3 x 8 in

POWER		
Power source	24V (four 6V 225 Ah batteries)	
Hydraulic system capacity	8.33 L	2.2 gal

WEIGHT***		
	948 kg	2,090 lbs

STANDARDS COMPLIANCE	CE EN280
----------------------	----------



\* The metric equivalent of working height adds 2 m to platform height. U.S. adds 6 ft to platform height.  
 \*\* Gradeability applies to driving on slopes. See operator's manual for details regarding slope rating.  
 \*\*\* Weight will vary depending on options and/or country standards.

## Features

### EASILY CONFIGURED TO MEET YOUR NEEDS

#### PLATFORM

- Steel platform and extension deck with swing gate

#### POWER

- 24V (four 6V 225 Ah batteries)

#### TYRE

- Non-marking solid tyres

### STANDARD FEATURES

#### MEASUREMENTS

##### GRC™-12

- 18 ft (5.66 m) working height
- 12 ft (3.66 m) platform height
- Up to 500 lb (227 kg) lift capacity

#### PRODUCTIVITY

- Steel platform and extension deck with swing gate
- Auxiliary platform lowering
- Low 39 cm (15.5 in) platform entry height
- Steel tube-in-tube mast system
- Compact base 80 cm x 1.40 m (31.5 x 55 in)
- Ground clearance 6 cm (2.5 in) (stowed)
- Fully proportional lift and drive controls
- Battery charge indicator
- Onboard diagnostic system
- AC power to platform
- Work station trays
- Descent and tilt alarm
- Zero inside turning radius
- Dual wheel brakes
- Hydraulic brake release
- Pothole protection
- Hinged rear ABS covers for easy access to all major electrical and hydraulic components
- Tie down attachment points
- Overhead crane attachment point
- Large forklift pockets access
- Non-marking solid tyres

#### POWER

- Automatic 25 amp battery charger



### OPTIONS & ACCESSORIES

#### PRODUCTIVITY

- Dual flashing beacons
- Motion alarm
- Fluorescent tube caddy
- Automotive horn

#### POWER

- 800 watt inverter (120-230V AC/50-60 Hz)
- Maintenance-free batteries

#### Distributed By:

#### UK

The Maltings  
Wharf Road  
Grantham NG31 6BH  
UK  
Tel: +44 (0)1476 584333  
Fax: +44 (0)1476 584334

#### France

10, ZA de la Croix St. Mathieu  
28320 Gallardon  
France  
Tel: +33 (0)2 37 26 09 99  
Fax: +33 (0)2 37 26 09 98

#### Germany

Finienweg 3  
28832 Achim/Bremen  
Germany  
Tel: +49 (0)4202 8852-0  
Fax: +49 (0)4202 8852-25

#### Spain

Gaià 31, Pol. Ind. Plá d'en Coll  
08110 Montcada i Reixac  
Barcelona  
Spain  
Tel: +34 93 572 50 90  
Fax: +34 93 572 50 91

#### Scandinavia

Aröds industriväg 34  
422 43 Hisings Backa  
Sweden  
Tel: +46 31 57 51 00  
Fax: +46 31 57 51 04

#### Middle East

Terex Middle East  
PO Box 282325, Dubai  
U.A.E.  
Tel: +971 4 885 8030  
Fax: +971 4 885 6364  
Email: awp.infome@terex.com

#### Genie United States

18340 NE 76th Street  
P.O. Box 97030  
Redmond, WA  
USA 98073-9730  
Tel: +1 425 881-1800  
Fax: +1 425 883-3475

**Email:** AWP-InfoEurope@terex.com