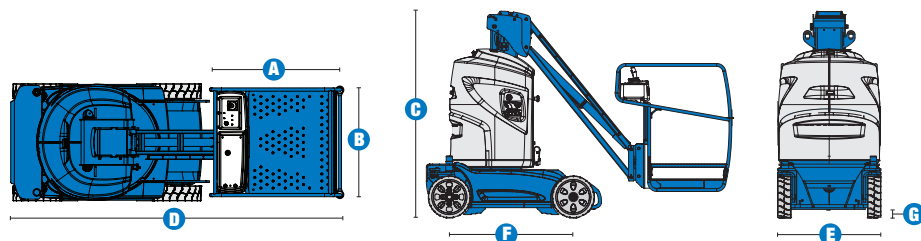


Specifications



MODELS	GR™-20J		GR™-26J	
MEASUREMENTS	Metric	US	Metric	US
Working height maximum*	7.70 m	25 ft 3 in	9.90 m	32 ft 6 in
Platform height maximum	5.70 m	18 ft 8 in	7.90 m	25 ft 11 in
Horizontal reach maximum	2.75 m	9 ft	2.65 m	8 ft 8 in
Working horizontal reach maximum	3.25 m	10 ft 7 in	3.15 m	10 ft 3 in
Up-and-over clearance maximum	4.25 m	13 ft 10.7 in	6.70 m	21 ft 10.5 in
A Platform length	75 cm	2 ft 5.5 in	75 cm	2 ft 5.5 in
B Platform width	90 cm	2 ft 11 in	90 cm	2 ft 11 in
Toeboard height	15 cm	6 in	15 cm	6 in
C Height - stowed	1.99 m	6 ft 6 in	1.99 m	6 ft 6 in
D Length - stowed	2.95 m	9 ft 8 in	2.82 m	9 ft 3 in
E Width	99 cm	3 ft 3 in	99 cm	3 ft 3 in
F Wheelbase	1.20 m	3 ft 11 in	1.20 m	3 ft 11 in
G Ground clearance - centre	10 cm	4 in	10 cm	4 in

PRODUCTIVITY

Maximum platform occupancy**	2	2	2	2
Lift capacity	200 kg	440 lbs	200 kg	440 lbs
Vertical jib rotation	140° (+70°/-70°)		140° (+70°/-70°)	
Turntable rotation	350° non-continuous		350° non-continuous	
Turntable tailswing	0.09 m	3.74 in	0.09 m	3.74 in
Drive speed - stowed	4.5 km/h	2.8 mph	4.5 km/h	2.8 mph
Drive speed - raised	0.65 km/h	0.4 mph	0.65 km/h	0.4 mph
Gradeability***	25%	25%	25%	25%
Turning radius - inside	0.49 m	1 ft 7 in	0.49 m	1 ft 7 in
Turning radius - outside	1.98 m	6 ft 6 in	1.98 m	6 ft 6 in
Raise / lower speed	24 s/19 s	24 s/19 s	54 s/40 s	54 s/40 s
Controls	24 V DC proportional		24 V DC proportional	
Drive	dual rear wheel		dual rear wheel	
Disc brakes	dual rear wheel		dual rear wheel	
Tyres (solid non-marking)	40.5 cm diam.	16-5-11 ¼	40.5 cm diam.	16-5-11 ¼

POWER

Power source	24 V DC (twelve 2 V batteries, 250 Ah capacity)			
Hydraulic system capacity	22 L	4.84 gal	22 L	4.84 gal

WEIGHT****

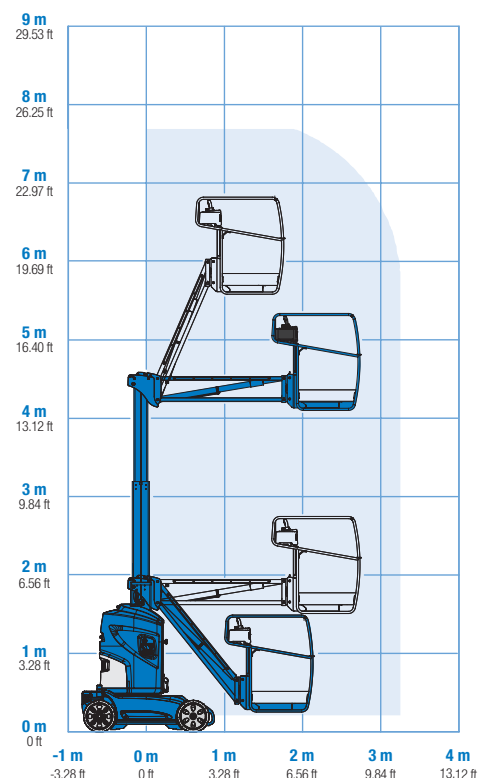
	2,250 kg	4,960 lbs	2,650 kg	5,842 lbs
--	----------	-----------	----------	-----------

STANDARDS COMPLIANCE

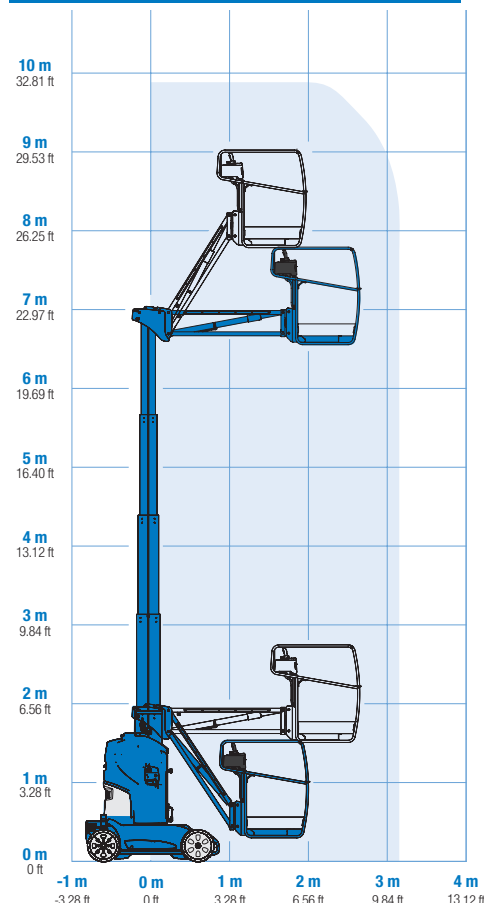
CE EN280

* The metric equivalent of working height adds 2 m to platform height. U.S. adds 6 ft to platform height.
 ** Outdoor maximum occupancy is one person.
 *** Gradeability applies to driving on slopes. See operator's manual for details regarding slope ratings.
 **** Weight will vary depending on options and/or country standards.

RANGE OF MOTION GR™-20J



RANGE OF MOTION GR™-26J



Features

STANDARD FEATURES

MEASUREMENTS

GR™-20J

- 7.70 m (25 ft 3 in) working height
- 3.25 m (10 ft 7 in) working horizontal reach
- 4.25 m (13 ft 10.7 in) up-and-over clearance
- 200 kg (440 lbs) lift capacity
- 1.61 m (5 ft 3 in) jib boom with 140° working range

GR™-26J

- 9.90 m (32 ft 6 in) working height
- 3.15 m (10 ft 3 in) working horizontal reach
- 6.70 m (21 ft 10.5 in) up-and-over clearance
- 200 kg (440 lbs) lift capacity
- 1.45 m (4 ft 10 in) jib boom with 140° working range

PRODUCTIVITY

- Standard steel platform
0.90 m x 0.75 m (2 ft 11 in x 2 ft 5.5 in)
with sliding midrail
- Hydraulic turntable rotation
- Fully proportional lift and drive system
- Drivable at full height
- Low 15 cm (6 in) platform entry height
- Maintenance free rigid steel hydraulic mast
- 99 cm (3 ft 3 in) compact width
- Low unit height of 1.99 m (6 ft 6 in)
- Low weight
- Onboard diagnostic system
- Direct electric rear wheel drive with electric parking brake
- Front wheel steering
- Brake release switch
- Reinforced ABS chassis covers
- Tie down attachments points
- Overhead crane attachment points
- Non-marking solid tyres
- Drive enable
- Horn
- Hour meter
- Tilt level sensor with audible alarm
- Certified load sensor
- Manual platform lowering valve
- Emergency stop at both platform and ground controls

POWER

- 24 V DC (twelve 2V, 250 Ah traction batteries)
- Automatic 30 Amp 24 V battery onboard charger
- Battery charge indicator



OPTIONS & ACCESSORIES

PRODUCTIVITY

- Flashing beacons
- AC power to platform
- Air line to platform
- Biodegradable hydraulic oil
- Platform work lights

Enquiries from Europe:

Tel: +31 165 519 361
Fax: +31 165 511 148
Email: AWP-InfoEurope@terex.com

Offices:

France

Tel: +33 (0)2 37 26 09 99
Fax: +33 (0)2 37 26 09 98

Germany

Tel: +49 (0)4221 491 810
Fax: +49 (0)4221 491 820

Spain

Tel: +34 93 572 50 90
Fax: +34 93 572 50 91

Scandinavia

Tel: +46 31 57 51 00
Fax: +46 31 57 51 04

The Netherlands

Tel: +31 165 519 361
Fax: +31 165 511 148

UK

The Maltings
Wharf Road
Grantham NG31 6BH
UK
Tel: +44 (0)1476 584333
Fax: +44 (0)1476 584334

Middle East

Tel: +971 4 399 0381
Fax: +971 4 399 0382
Email: AWP.Infome@terex.com

Corporate Headquarters:

Genie United States

18340 NE 76th Street
P.O. Box 97030
Redmond, WA
USA 98073-9730
Tel: +1 425 881-1800
Fax: +1 425 883-3475

Distributed By: